

Date:

For: File Resubmit

PO No.:

Approval Other

Architect:

GC:

Engr:


Mech:

Rep:

(Company) (Project Manager)

PDRYCB320

Dry Contact for Thermostat



Electrical:

Power Supply	12 VDC (from indoor unit)
--------------	---------------------------

Surrounding Conditions:

Operating Temperature	14 to 158°F
Storage Temperature	-4 to 176°F
Humidity	0 to 98% (non-condensing)

Unit Data:

Dimensions	4-1/8" W x 3-1/16" H x 1-3/8" D
Contact Rating	3A @ 125 VAC

Connectivity:

LG Communications	30" Wiring Harness (included)
-------------------	-------------------------------

Standard Features:

- Control indoor unit operation with 3rd party thermostat or controller.
- Inputs for control of Unit On/Off, Thermo On/Off, Mode (Cool/Heat/ Fan) and Fan Speed (Low, Med, High).
- Universal input to set a desired set point using DC Voltage or resistance.
- Setpoint Tracking Logic for improved inverter utilization.
- Outputs for Operation and Error Status.
- Compatible with all Multi V and select DFS units¹.
- W2 Function to support third party thermostats: W2 signal to control internal electric heat for VAHU models.

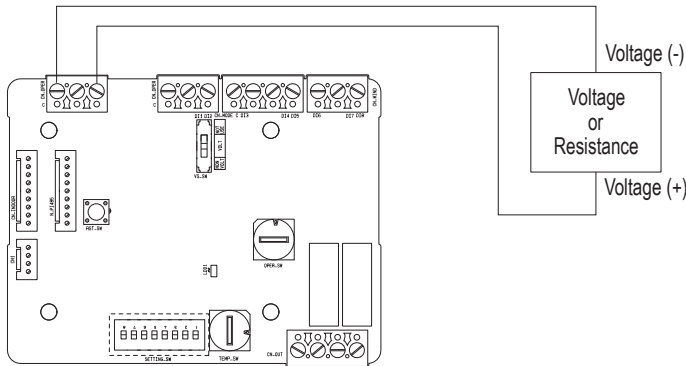
Notes:

1. For a complete list of compatible IDUs, contact your LG representative.
2. Must follow installation instructions in the applicable LG installation manual.

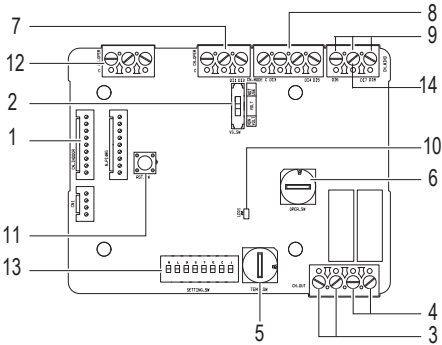
Wiring:

For setting desired temperature using Universal Input:

- 2.5 - 8.5 VDC (64°F to 86°F)
- 2.8 - 8.5 (kOhm) (64°F to 86°F)



Parts Description:



1. CN_INDOOR: Connector for indoor unit.
2. VS_SW: Switch to select External Voltage or Non Voltage for input contact signal.
3. CN_OUT (O1,O2): Output terminal to show whether the indoor unit is operating (Relay contact).
4. CN_OUT (E3,E4): Output terminal to show whether there is an error with the indoor unit (Relay contact).
5. TEMP_SW: Switch to set the desired temperature of the indoor unit.
6. OPER_SW: Switch to select whether to use set function of Dry contact.
7. CN_OPER: Input terminal for thermo & operation signal.
8. CN_MODE: Input terminal for Mode signal.
9. CN_WIND: Input terminal for Wind signal.
10. LD01: LED to display the status of Dry contact Module.
11. RST_SW: Reset switch.
12. CN_AI: Input terminal for Universal Input.
13. SETTING_SW: Switch to select the Universal Input.
14. W2 Signal: Input terminal from 3rd party thermostat to control internal electric heat strips (VAHU models only). See Installation Manual for function setup.

Wiring:

For input contact voltage: DC 5-12 V, 24 V~

