

Job Name/Location:

Tag #:

Date:

For: ☐ File ☐ Resubmit

PO No.:

☐ Approval ☐ Other _____

Architect:

GC:

Engr:

Mech:

Rep:


(Company)

(Project Manager)

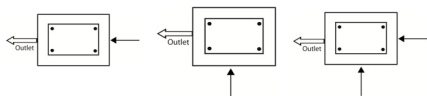
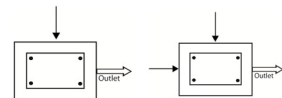
ZFBXM201A

High Efficiency Filter Box for M2 Chassis

for MERV 4 - 13 Filters

Access Panel Location¹: ☐ Left ☐ RightMounting: ☐ Close-coupled (to IDU) ☐ Remote location

Configuration Options²:

☐ Rear ☐ Bottom ☐ Rear/Bottom☐ Top ☐ Rear/Top

Standard Features:

- Designed for direct connection with 7 - 42 MBh M2 chassis ducted indoor units.
- Angled large surface filter rack
- Gasketed bolt together panel construction
- Gasketed access panel
- Inlet duct flange
- Quick release tool-less thumbwheel door catches
- Flexible configuration
- All gasket material is UL listed

Limitations:

- Bottom and rear/bottom return must be combined with right side access panel.
- Top and rear/top return must be combined with left side access panel.

Unit Data:

Net Weight ³ (lbs) Shipping	55
Weight ⁴ (lbs) Case	Not available
Construction	Gasketed, Single Wall
Case Material	20-Gauge G90 Galvanized Steel
Hangers	1/8" Galvanized Steel (Qty 4)
Access Panel Location ¹	Right end
Access Panel Retainers	Thumbwheel 1 turn
Access Panel Safety Lanyard	Yes
Access Panel Gasket	Yes
Insulation	None (field-provided)
Filter Rack Depth (in)	1 or 2 ⁵
Filter Quantity/Size (in)	2 / 16 x 25 x 1 field provided

Notes:

1. The access panel location is looking into the airstream. For left end configuration, mount the filter box in an inverted position.
2. All configuration changes are done in the field. No factory configuration options available.
3. Weight shown excludes filter(s).
4. Filter boxes are shipped in quantity by project. Individual box shipping weight is not available.
5. Two inch only when connected to ARNU423M2A4.

Job Name/Location:

ZFBXM201A
High Efficiency Filter Box for M2 Chassis
for MERV 4 - 13 Filters



Tag #:

Date:

PO No.:

Unit: Inch

