

Job Name/Location:

Tag No:

Date:	For: File Resubmit
PO No.:	Approval Other
Architect:	GC:
Engr:	Mech:
Rep:	
(Company)	(Project Manager)



LMU36CHV

Multi F Inverter Heat Pump Outdoor Unit

Performance:

Cooling Capacity (Min.-Rated-Max., Btu/h)	8,400-32,000-38,400
Heating Capacity (Min.-Rated-Max., Btu/h)	9,240-36,000-41,600
Max. Heating Capacity at 5°F (Btu/h)	22,057
Max. Heating Capacity at 0°F (Btu/h)	18,472
Max. Heating Capacity at -4°F (Btu/h)	15,823
Cooling COP @95°F (Rated)	3.40
Heating COP @47°F (Rated)	3.85

Cooling Nominal Test Conditions:
Indoor: 80°F DB / 67°F WB
Outdoor: 95°F DB / 75°F WB

Heating Nominal Test Conditions:
Indoor: 70°F DB / 60°F WB
Outdoor: 47°F DB / 43°F WB

Electrical:

Power Supply (V/Hz/Ø) ¹	208-230V, 60, 1
MOP (A)	25
MCA (A)	17.9
Recommended Fuse Size (A)	25
Cooling Rated Amps (A)	15.13
Heating Rated Amps (A)	15.13
Compressor (A)	11.2
Fan Motor (A)	0.73
Locked Rotor Amps (A)	N/A

MOP - Maximum Overcurrent Protection

MCA - Minimum Circuit Ampacity

Piping:

Refrigerant Charge (lbs.)	6.18
Liquid Line Connection (in., O.D.)	1/4 x 4
Vapor Line Connection (in., O.D.)	3/8 x 4
Maximum Total Piping ² (ft.)	246.1
Min. / Max. ODU to IDU Piping (ft.)	10.0 / 82.0
Piping Length (no add'l refrigerant, ft.)	98.4
Maximum Elevation between ODU and IDU (ft.)	49.2
Maximum Elevation between IDU and IDU (ft.)	24.6

ODU = Outdoor Unit

IDU = Indoor Unit

Features:

- Auto operation
- Auto restart
- Inverter (variable speed compressor)
- Defrost / Deicing
- Restart delay (three [3] minutes)
- Self diagnosis
- Soft start
- Low ambient cooling down to 14°F

Optional Accessories:

- ☐ PI-485 - PMNFP14A1
- ☐ MultiSITE Comm. Mgr. - PBACNBTR0A
- ☐ AC Smart 5 - PACS5A000
- ☐ ACP 5 - PACP5A000
- ☐ Power Distribution Indicator (PDI)

- Premium - PQNUD1S41
- ☐ Mobile LGMV - PLGMVW100
- ☐ Drain Pan Heater - PQSH1200
- ☐ Low Ambient Baffle Kit (Cooling operation to -4°F) - ZLABGP04A

Operating Range:

Cooling (°F DB) ³	14 to 118
Heating (°F WB)	-4 to +64

Unit Data:

Refrigerant Type	R410A
Refrigerant Control	EEV
Sound Pressure (Cool / Heat) ±1 dB(A) ⁵	52 / 55
Net / Shipping Weight (lbs.)	137 / 148
Heat Exchanger Coating	Gold Fin™
Minimum No. of Indoor Units	2
Maximum No. of Indoor Units	4

Compressor:

Type	Twin Rotary
Quantity	1
Oil / Type	FVC68D

Fan:

Type	Propeller
Quantity	1
Motor / Drive	Brushless Digitally Controlled/Direct
Max. Airflow Rate (CFM)	2,119

Notes:

1. Acceptable operating voltage: 187V - 253V.
2. Piping lengths are equivalent.
3. Sound pressure levels are tested in an anechoic chamber under ISO Standard 3745.
4. All power / communication cable to be minimum 14 AWG, 4-conductor, stranded, shielded or unshielded wire, and must comply with applicable local and national codes. If shielded, the wire must be grounded to the chassis at the outdoor unit only.
5. Power wiring size must comply with the applicable local and national codes.
6. This data is rated 0 ft. above sea level, with 25 ft. of refrigerant line, and 0 ft. level difference between outdoor and indoor units. All capacities are net with a combination ratio between 95 - 105%.
7. Must follow installation instructions in the applicable LG installation manual.
8. Refer to the Combination Data Manual for combination capacity tables.
9. See the Performance Data Manual for sensible and latent capacities.



For a complete list of available accessories, contact your LG representative.

For continual product development, LG reserves the right to change specifications without notice.

© LG Electronics U.S.A., Inc., Englewood Cliffs, NJ. All rights reserved. "LG Life's Good" is a registered trademark of LG Corp. /www.lghvac.com

SB_MultiF_LMU36CHV_2021_09_02_065035

Page 1 of 2

Job Name/Location: _____

LMU36CHV

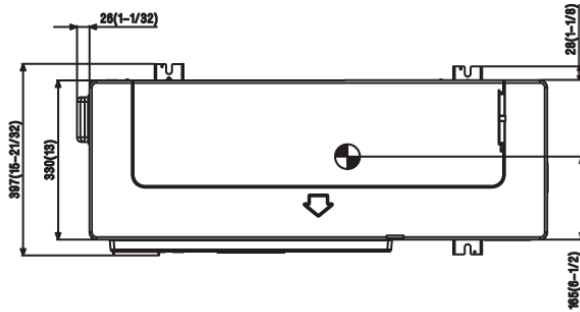
Multi F Inverter Heat Pump Outdoor Unit



Tag No.: _____

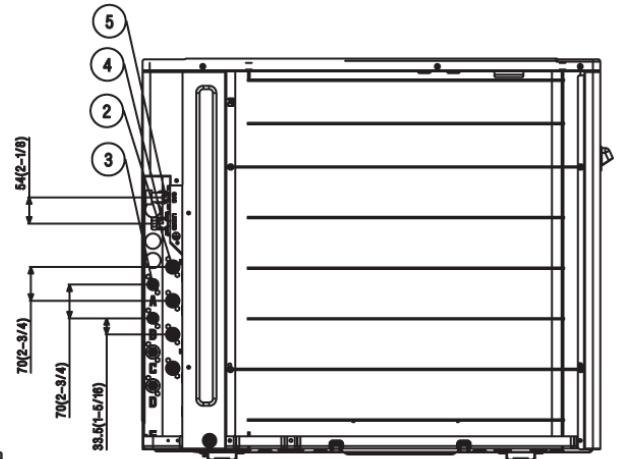
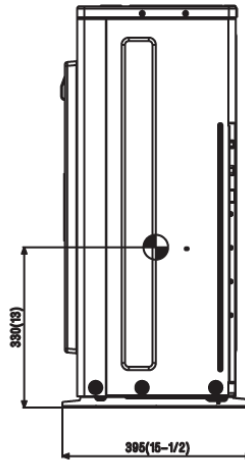
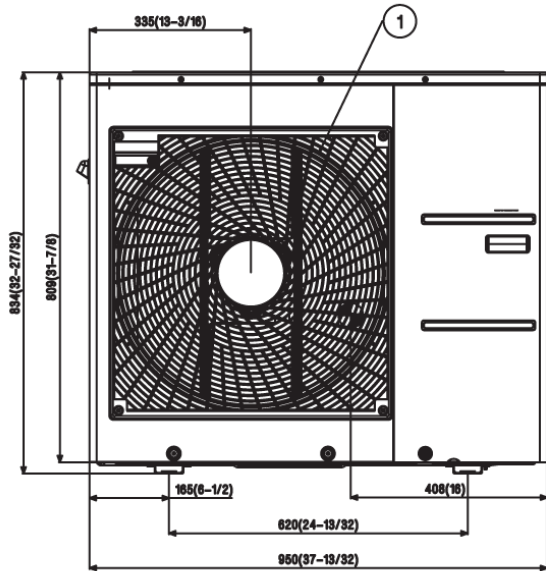
Date: _____

PO No.: _____



[Unit : mm(inch)]

☉ Gravity point



Notes:

1. Unit must be installed in compliance with the installation manual.
2. Unit must be grounded in accordance with the local or state regulations and applicable national codes.
3. All field-supplied electrical components and materials must comply with local, state, and national codes.
4. Electrical characteristics must be considered for electrical work and design. The capacity of power cable and circuit breaker for the outdoor unit must follow local, state, national, and manufacturer requirements.

No.	Part Name
1	Air discharge grille
2	Vapor pipe connection
3	Liquid pipe connection
4	Main service valve (Liquid)
5	Main service valve (Vapor)