

Date:

PO No.:

For: ☐ File ☐ Resubmit☐ Approval ☐ Other \_\_\_\_\_

Architect:

GC:

Engr:

Mech:

Rep:

(Company)

(Project Manager)

**ARNU303NJA4**

Multi V™ Vertical /Horizontal Air Handling Unit

30,000 Btu/h Indoor Unit

**Performance:**

Total Cooling Capacity (Btu/h)	30,000
Heating Capacity (Btu/h)	34,000
Max Power Input <sup>1</sup> (W)	228
L/M/H Power Input at Factory Default (W)	94 / 133 / 180

Rated capacity is certified under AHRI Standard 1230-2023. Ratings are subject to change without notice. Current and past certified ratings are available at [www.ahridirectory.org](http://www.ahridirectory.org).

**Electrical:**<sup>2</sup>

Power Supply (V/Hz/Ø)	208-230/60/1
Rated Amps (A)	2.8

**Piping:**

Refrigerant:

Liquid Line (in, OD)	3/8 flare
Vapor Line (in, OD)	5/8 flare

Condensate:

Condensate Line (in, ID)	1 (3/4 FPT)
Factory Installed Pump	No

**Controls Features:**

- Auto Operation
- Auto Changeover (Heat Recovery Only)
- Auto Restart
- Auto Fan
- Child Lock
- Dual Thermistor Control
- E.S.P. Control
- Group Control
- Hot Start
- Self Diagnostics
- Weekly Schedule
- Dual Setpoint Control
- Filter Life Display
- External on/off control
- Timer (On/Off)
- Fan Speed Control
- Leak Detection
- Wi-Fi Compatible

**Optional Accessories:**

- ☐ Wireless Remote Controller<sup>3</sup> - PWLSSB21H
- ☐ MultiSITE™ CRC2 Controller - PREMTBVC2
- ☐ MultiSITE CRC2+ Controller - PREMTBVC3
- ☐ MultiSITE CRC2+Z Controller - PREMTBVC4
- ☐ Simple Remote Controller - PREMT000
- ☐ Standard III Remote Controller (White Housing) - PREMTB100
- ☐ Standard III Remote Controller (Black Housing) - PREMTB10 Deluxe
- ☐ Remote Controller - PREMTA201
- ☐ Remote Temperature Button Sensor - ZRTBS01
- ☐ Simple Dry Contact (1 contact, 24 VAC external power) - PDRYCB100
- ☐ Dry Contact for Third-Party Thermostat<sup>15</sup> - PDRYCB320
- ☐ Dry Contact for Economizer - PDRYCB400
- ☐ Auxiliary Heater Kit<sup>15</sup> - PRARH1
- ☐ Wi-Fi Module - PWFMD200
- ☐ Electric Heat Kits - ANEHXX3B1/B2 Series

**Entering Mixed Air:**

Cooling Max <sup>4</sup> (°F WB)	76
Heating Min (°F DB)	59

**Unit Data:**

Refrigerant Type	R410A
Refrigerant Control	EEV
Sound Pressure <sup>5</sup> dB(A) (H/M/L)	44 / 43 / 42
Sound Power <sup>6</sup> dB(A) (H/M/L)	62 / 60 / 56
Net Unit Weight (lbs)	117
Shipping Weight (lbs)	140

**Fan:**

Type	Sirocco
Fan Quantity:	1
Motor/Drive:	Brushless Digitally Controlled/Direct
Motor Quantity:	1
High Mode Airflow Rate H/M/L (CFM):	880/800/630
High Mode External Static Pressure (ESP) <sup>7</sup> (in wg):	0.5
Minimum ESP <sup>8</sup> :	0.1
Maximum ESP <sup>8</sup> :	0.8

**Standard Features:**

- Access Panel for Field Supplied Air Filter
- 16 x 20 x 1

**Notes:**

- Maximum power input is rated at maximum setting value.
- Electrical data listed is without an electric heat kit accessory option. The addition of an electric heat kit accessory option will change the electrical data.
- Requires an LG wall controller because ducted units don't have an infrared receiver.
- See Engineering Manual for sensible and latent capacities.
- Sound pressure levels are tested in an anechoic chamber under ISO Standard 3745.
- Sound Power level is measured using rated conditions, and tested in a reverberation room per AHRI 260.
- At factory fan speed setting.
- Maximum static pressure may result in reduced airflow (CFM).
- All Communication cable between Main outdoor units to indoor units / heat recovery units to be 18 AWG, 2-conductor, twisted, stranded, shielded. Ensure the communication cable shield is properly grounded to the Main outdoor unit chassis only. Do not ground the outdoor unit to indoor units / heat recovery units communication cable at any other point. Wiring must comply with all applicable local and national codes.
- Power wiring cable size must comply with the applicable local and national code.
- This unit comes with a dry nitrogen charge.
- All capacities are net with a combination ratio between 95 – 105%.
- Adjust fan speed to correct for static pressure increases when using field supplied air filter or heat kit.
- Must follow installation instructions in the applicable LG installation manual.
- If a Third-Party Dry Contact and an LG internal heater or an LG Auxiliary Heater Kit is installed, supplemental heat capability cannot be controlled by the Third-Party Thermostat.

Job Name/Location:

ARNU303NJA4

Multi V™ Vertical /Horizontal Air Handling Unit

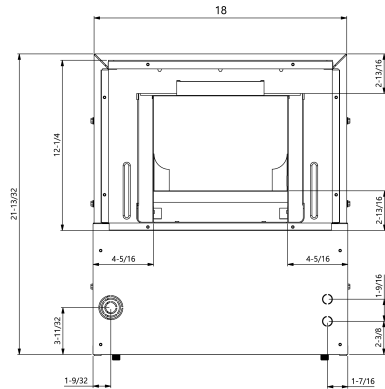
30,000 Btu/h Indoor Unit



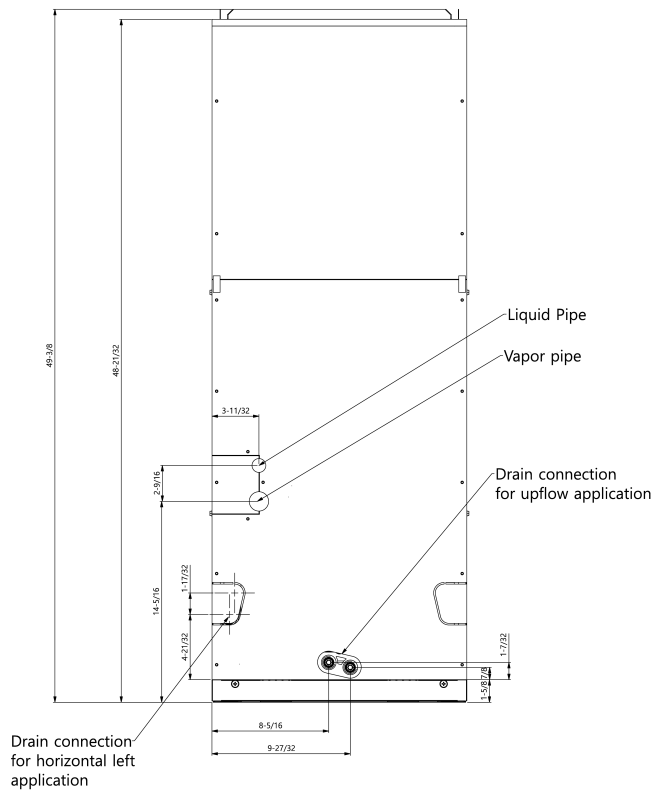
Tag #:

Date:

PO No.:



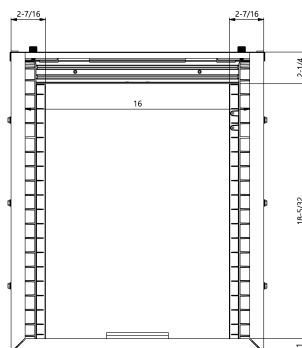
Top View



Front View



Side View



Bottom View